

**C.Scope International Ltd**  
**Environmental and Biodiversity**  
**Annual Review**

## INDEX

- Environmental Management Policy, Climate Change Policy & Biodiversity Policy Statements
1. Realisation of the Environmental, Climate Change & Biodiversity Policies
  2. Operation nature, Scale and activities
  3. Products, processes and services
  4. Environmental awareness and training needs
  5. Existing environmental management practices
  6. Relevant environmental legislation and other requirements affecting the activities, products and services of the organisation
  7. Historic, current and proposed site activities, products and services
  8. Buildings, infrastructure and surrounding physical environment
  9. Land contamination
  10. Pollution risk assessment
  11. Policy on use of natural resources and raw materials
  12. Local sourcing
  13. Energy consumption and efficiency
  14. Water consumption, use and discharge
  15. Emissions to atmosphere
  16. Waste management
  17. Packaging
  18. Transport and Logistics
  19. Incidents
  20. Environmental performance of contractors, subcontractors and suppliers
  21. Other management or quality standards
  22. Landscaping and aesthetics
  23. Biodiversity
  24. Other relevant environmental issues (noise, odour, particulates)
  25. Carbon Footprint
  26. Complaints
  27. Improvement objectives and targets

### ***Environmental Management Policy Statement***

Our company is committed to improving the environment and reducing pollution.

Our policy is to continuously manage all our operations in a responsible and ethical manner, with the aim of achieving best practice in all aspects of environmental management.

The company is committed to working to relevant environmental statutes (e.g. WEEE and RoHS Directives) and common law at all times.

The systems for managing the environmental impact of the company are developed around the best practice guidelines available in our industry.

It is a company commitment that environmental management is maintained at a visible level at all times and that awareness is continuously promoted to staff and users of the business premises, facilities and services. It is also a commitment that the company will endeavour to improve its own environmental performance on a continual basis.

Environmental management is an integral part of the management of any process or area within the operations of the company with leadership, ultimate responsibility and guidance from the Managing Director. The Directors and all Managers are responsible for minimising the environmental impact and risks arising from, or connected with, any work or area they control. This ultimate ownership and accountability is never delegated to other organisations or contractors

The company is committed to providing adequate resources for training, implementation, and maintaining the environmental management system.

The Operations Director is the nominated person to fulfil the role of competent person within the company. The company, through the nominated competent person, seeks to maintain an effective management system to plan, organise, control, monitor and review measures to control our environmental impact.

The management system is set out in detail in the documents which are made available and communicated to all staff and users of the businesses premises, facilities, services and members of the public. The company aims to ensure that the management system achieves the following:

- **Action Planning** - Formulating and implementing action plans for management of risks and where deficiencies are identified that suitable corrective action is taken;

- **Competence** - Ensuring that employees, users of the businesses premises, facilities and services have appropriate skills and knowledge;
- **Impact Assessment** - Effective impact assessment of all operations and workplaces, and identification of appropriate resources to control impact;
- **Workplace Controls** - Implementation and maintenance of effective and appropriate environmental control measures;
- **Staff Involvement** - Consultation and co-operation to ensure that policies, organisation and arrangements are effective and appropriate;
- **Communication** - of policies and procedures to all staff, users of the businesses premises, facilities and services;
- **Supervision** - Of operations, workplaces, employees, users of the businesses premises, facilities and services;
- **Emergency Planning** - and preparing for environmental emergencies
- **Legal Compliance** - Monitoring and responding to new developments in law, regulation, techniques and knowledge;
- **Review of Data** - Monitoring and improvement of levels of refuse and consumption of energy;
- **Performance Checks** - Through inspecting and auditing of all activities measuring performance against plans and policies, and setting targets for improvements;
- **Systems Auditing** - An annual audit of the company environmental management systems is undertaken and feedback is discussed and improvement incorporated.
- **Continuous improvement** - Of the company policies, organisation and arrangements in light of new developments, and in light of the results of monitoring and auditing.

The highest standards of environmental management can only be maintained with the contribution and co-operation of all members of staff and users of the businesses premises, facilities and services who have a duty to report anything, which they believe, poses an impact on the environmental management of the company.

The company requires all of its contractors or sub-contractors to have in place controls to

ensure that their performance on behalf of the company is commensurate with the commitments in this policy,

All staff shall familiarise themselves with this environmental management policy and keep it in mind at all times when at work.

### ***Climate Change Policy Statement***

We believe:

- We have a responsibility to the environment.
- We must protect the environment and natural resources we are privileged to use.
- The health of people is inextricably linked to the health of the planet.
- Human activity is increasing the concentration of greenhouse gases in the earth's atmosphere, which is forcing the climate to change.
- Poor environmental health is a significant threat to human health.
- Air, water, and soil pollution, improper waste management, and degradation of ecosystems all negatively impact human health.
- Climate change is impacting health.
- The environmental risks of extreme weather events and temperatures, accelerating biodiversity loss, and failures of climate-change mitigation could result in disruption of global supply chains.
- The potential financial impact of these risks is significant to the global economy and is a compelling reason for our company to act.
- All businesses have an important role to play in responding to climate change by implementing voluntary reductions of greenhouse gases within their control, and engaging in mitigation and adaptation activities outside of their immediate control where they may have influence.

We support:

The objectives of the UN Framework Convention on Climate Change and its work to facilitate global agreements aimed to reducing greenhouse gas emissions.

We will:

- Ensure compliance with all relevant legislation and regulations.
- Work towards powering our operations with renewable energy.
- Aim to reduce our Greenhouse Gas emissions by 10% of 2018 levels by 2025, and by a further 10% by 2030.
- Make available information and resources to meet our goals.

- Engage with our suppliers to minimise our environmental impact (including the carbon footprint) of our purchased goods and our services.

***Biodiversity Policy Statement***

Our policy is to be in harmony with nature, to respect, conserve and promote biodiversity.

We affect biodiversity through the use of resources and discharge of waste products. This Biodiversity Policy is integrated with our Environmental Policy, which includes a stated commitment to minimise the environmental impacts of our operations, minimise our use of natural resources and prevent pollution.

Our aims are:

Target	Aim	Activity
1	Raising awareness	Environmental education, information dissemination, and collaboration with outside organisations.
2	Incorporating targets into strategies and plans	Incorporation of targets into environmental policies, environmental action plans, goals and targets
3	Sustainable production	Mitigation of climate change and efficient use of resources
4	Reducing habitat loss	Allowing natural habitats to develop within our company site, and allowing flora to thrive.
5	Reducing chemical pollution	Management of chemicals and continually reviewing more sustainable options.
6	Conserving protected areas	Supporting activities that contribute to preserving protected areas outside of our company site

## **1. Realisation of the Environmental, Climate Change and Biodiversity Policies**

C.Scope International recognise the impact that our activities have on the environment and are committed to take practical steps at minimising any negative effects these may have. Through our Environmental Management System we are reducing our impact by recycling 100% of our paper and card that is suitable for recycling, promoting efficient use of resources such as electricity and gas, and by correctly disposing of all waste chemicals and electronic equipment using ISO 14001 accredited companies or if this is not possible then Environment agency licenced companies.

We are also committed to the prevention of pollution and demonstrate environmental improvement through:

- Complying with all relevant legislation and other environmental codes of practice to which the Company subscribes.
- Developing objectives that target environmental improvements and monitor performance through regular review.
- Developing a relationship with suppliers, contractors and other interested parties so that we all recognise our environmental responsibilities.
- Improving staff awareness so that they carry out their activities in an environmentally responsible manner in accordance with Company policy.

Our environmental policy, climate change policy and our biodiversity policy are reviewed at least annually at our management review meetings and formally re-issued at least bi-annually. This ensures they are kept accurate and in line with the Company targets and objectives. The policies are available to interested parties on request.

## **2. Operation nature, scale and activities**

C.Scope International Ltd is an electronics company that design manufacture and service metal detectors and cable location equipment producing over 1000 locators and associated equipment items per month. This is mainly carried out in a building of approximately 500 square metres.

## **3. Products, processes and services**

The main activity on site is assembly of pre-assembled electronic printed circuit boards into plastic housings for use as instruments to locate metal, pipes and other underground services.

The finished product is packaged individually on site ready for sale.

Individual products are generally hand held and weigh typically 2-3kg.

There are processes specialised to the electronic industry such as hand soldering using lead free solder, and there are special foaming and potting processes developed within the Company to achieve robust and waterproof aerial arrays suitable for industrial applications. Solder with lead may be used within the Customer Service department in a minimal quantity to service equipment originally manufactured with leaded solder. There are procedures in place to prevent cross contamination of soldering irons.

There are no large uses of energy in the manufacture of the products. Most of the energy used within the Company is for light and heat to comply with industry and welfare norms.

All but a few of the plastic housings are specifically made for C.Scope International by selected sub-contract injection moulding companies using tooling owned by C.Scope International Ltd. Plastic content and process energy consumption is minimised by the choice of injection moulding over other processes (eg rotational moulding) and the design process. Products are made as small as practicable bearing in mind the ergonomic and ruggedness requirements.

Most packaging is corrugated card from sustainable sources with the occasional use of polyethylene foam in critical areas to protect the product. The packaging is generally kept and re-used for returning products for recalibration if it is required. The company does not use polystyrene chippings for over-packaging but will re-use polystyrene chippings that are used when delivering to us. Where there is excess carton space the policy is to cut the carton space rather than use oversize cartons and fill the space.

Selected solvents and chemicals are used for specialised processes. Some of these substances are classified as hazardous. Special arrangements are made for these substances and they are controlled in accordance with COSHH regulations.

The company operates only on a day shift basis. Overtime is occasionally worked as necessary in the mornings, evenings or at weekends.

#### **4. Environmental & biodiversity awareness and training needs**

Separate individual training records are used to record and monitor ongoing training requirements. These records are discussed at management review meetings.

The company also uses notice boards and word of mouth to inform staff on environmental matters, updates to procedures and legislation. Each employee is issued with details of the Company environmental policy on induction.



The Company also provides access and training to use a computer network for the majority of staff that contains all the Company procedures policies, minutes of meetings, risk assessments and environmental documentation.

Training needs are identified and discussed at management level in the management review meetings held quarterly.

## **5. Existing environmental management practices**

The environmental policy and the biodiversity policy are available in reception, in our canteen and on the Company notice board. Internal copies are signed and dated by the Managing Director. They are issued to new employees. To ensure the effectiveness they are reviewed periodically at the Group Safety & Environmental meetings, along with any other environmental matters.

Responsibility for the current environment management systems is distributed throughout the Company. At the management level, the Managing Director, Operations Director and the Maintenance Manager ensure the system is operating effectively.

On the shop floor, the Production Engineering Manager and the Production Programme Manager supervise activities to ensure all waste streams are kept segregated and that all chemicals are stored using the companies and manufacturer's recommendations. In addition, the Operation Director inspects and checks current systems to ensure we are maintaining or improving current practices. He also discusses suggested improvements in departmental management sessions.

The Company currently deals with external communication on environmental issues by following its environmental communication policy. The policy details the sources of external communication such as post, email, fax, telephone, in person and via the various forms of media and states that all external communication should be channelled via the Operations Director. In order to provide communication of the Company's environmental performance, an environmental and biodiversity review will be generated annually which details the waste generated and recycled during the previous 12 months together with energy consumption and equivalent carbon dioxide emissions.

## **6. Relevant environmental legislation and other requirements**

The following environmental legislation applies to the Company as a result of the current activities:

Battery Regulations

WEEE Regulations

REACH Regulations  
RoSH Regulations  
PPW (Packaging) Regulations

In addition there are directives that cover Health and Safety aspects (e.g. Chemical Agents Directive & COSHH) and the product itself (Radio Equipment Regulations). The REACH legislation also applies as C.Scope International Ltd is a downstream user. The concentration of substances of very high concern are less than 0.1% w/w when assessed to the latest issued list (Jan 2021).

An Environmental Legislation Register is maintained which is used as a reference within the Company.

Reviews carried out between the Directors take into account any changes in Company activities which could result in Company falling under existing legislative requirements and any new legislation that has come into effect since the previous review or have been announced for a future date.

Since incorporation, the Company has had no warnings or convictions under environmental legislation.

#### **7. Historic, current and proposed site activities, products and services**

The site has been used for light engineering (electronic assembly) for over 40 years. Before that it was farmland. There is no evidence of residual pollution or contamination from previous or current use.

There are no plans to significantly change the buildings, the site or the operations carried out although it is noted that there are now operations in the Ultratone building primarily to maintain social distancing.

#### **8. Buildings, infrastructure and surrounding physical environment**

The Company has been based at its current site on Wotton Road since 1976. The size of the main building is approximately 500 square metres.

There is a car park/storage yard adjacent to the buildings. There is a 1-2m border around the car park/storage yard which is mainly lawn with trees. There are open fields left for grazing to the east of the site and typical natural wildlife is evident.

The Company currently rents the land and buildings from the ultimate holding company.

The nearest watercourse to the site is a small drainage ditch, the nearest point of which is located approximately 45 metres to the east of the building. This flows in an easterly direction and is anticipated to join the River Stour at an unspecified location to the north of the site.

The site is indicated by the Environment Agency to be one that is located in an area that is likely to flood in extreme conditions.

Environment Agency data reveals that our site is not located within any Source Protection Zones, which have been identified in England and Wales as a major groundwater source (wells, boreholes or springs) used for public drinking water supply.

There is a large sewer passing under the car park/storage yard at an approximate depth of 3m.

## **9. Land contamination**

There is low risk of any contamination and at this stage no environmental screening has been identified as necessary.

Historically the site was farmland and then used for light industry. The previous occupant of the premises, MBI, was involved in assembling electronic equipment. No land contamination has been reported.

## **10. Pollution risk assessment**

The Company has identified its requirements under the COSHH Regulations and keeps records of all chemicals in use along with the relevant safety data sheets. Safety data sheets for all chemicals in use are kept in key locations that are accessible by all employees.

The Company has carried out COSHH assessments on all of the chemicals in use and ensured adequate controls are in place and, where there is a requirement, personal protection equipment (PPE) has been issued to employees.

Spillage control measures are in place. A safe operating procedure is in place for dealing with spills safely and effectively. It is considered that the most likely source of significant pollution will come from a heavy goods vehicle parked on site with a diesel leak. Booms and spillage equipment have been provided to deal with this eventuality.

Storage of chemicals is controlled by restricting the location and volume held. All fluid containers for internal process use are less than 5 litres in volume limiting the potential risk.

Key staff (all fire wardens, stores staff and those handling chemicals) have been trained to deal with spills effectively.

#### **11. Policy on use of natural resources and raw materials**

Our main raw materials are paper, card, plastics, polyurethane foam, aluminium and electronic components.

Our procurement policy is to purchase paper and card is from sustainably managed forests to minimise the use of natural resources. Suppliers with FSC Chain of Custody Certification are preferred.

Wherever possible, all of the printing inks used on products are free from solvents which can cause damage to the environment.

All packaging used on Company product is designed to be re-usable.

All of the plastics are recyclable. Where the product specification allows, we use 10% recycled plastic in combination with virgin plastic. This is raised at product design reviews.

All of our input materials are stored within our premises. This provides a safe location where the materials can be stored until they are required for production. All materials purchased have been pre-processed to some extent and are not raw materials (e.g. injection moulded ABS and extruded aluminium as compared with ABS pellets or an ingot of aluminium).

#### **12. Local sourcing**

The Company recognise that local sourcing has environmental amongst other advantages and is encouraged wherever possible. Advantages to the company are:

- Easier to travel to suppliers for development, management and inspection purposes – lower carbon emissions
- Shorter supply chains and therefore lower carbon emissions, greater predictability of delivery times and lower costs
- Demonstrates investment in the local community.

### 13. Energy consumption and efficiency

#### Grid Electricity

Most of the electricity we use as a Company is for heating, lighting, air-conditioning and computer equipment. Use of energy in most production processes we utilise, such as soldering, is generally minimal. One process using chemicals requires significant heat supplied by electricity. This process is not used on new designs and will eventually be phased out which should yield some energy saving depending on product mix.

	Year to Mar 2018	Year to Mar 2019	Year to Mar 2020	Year to Mar 2021	Year to Mar 2022	Year to Mar 2023	Year to Mar 2024
Electric kWh	106026	92628	80260	81726	88185	81950	79862
Equivalent CO <sub>2</sub> tonnes	*40.8	*35.6	30.9*	20.7*	20.4*	17.2*	17.96**
Conversion Factor kg/kWh	0.3848	0.3843	0.3850	0.2532	0.2311	0.2111	0.2249
Percentage Change	-15%	-12.6%	-13.4%	-33.0%	+7.9%	-15.6%	+4.5%

\* Using figures supplied by carbonfootprint.com.

\*\* Using figures supplied by ITPenergised (carbonfootprint required 0.4071 which is almost doubled over last few years)

The percentage changes above are affected by the conversion factor for electricity generation which change each year. It is noted that the figure for the UK is generally on a downward trend because of changes in national energy policy. The previous years saw a significant reduction in CO<sub>2</sub> because of a significant drop in the conversion factor from 0.3850 to 0.2532 and recently as low as 0.2111. This year the factor has risen by 7% and our consumption has increased by 4.5% despite consumption of fewer kWh.

#### Natural Gas

The Company's only use for gas on site is for central heating via radiators, warm air heating and hot water.

We have two condensing flue boiler systems on site, which are used for our heating systems and for producing hot water for a small kitchen and our wcs. These boilers

are regularly serviced as per the manufacturer’s specification and logged accordingly. In addition we have a ducted gas fired warm air heating system for the large areas. The warm air heater is serviced as per manufacturer’s specification and logged accordingly.

	Year to Mar 2018	Year to Mar 2019	Year to Mar 2020	Year to Mar 2021	Year to Mar 2022	Year to Mar 2023	Year to Mar 2024
Gas kWh	172916	140542	144952	135626	144054	140534	110658
Equivalent CO <sub>2</sub>	31.8*	25.8*	26.6*	24.9*	26.4	25.6	20.2**
Percentage Change	+29%	-18.7%	+3.1%	-6.4%	+6.0%	-3.0%	-23.3%

(\* Using figures supplied by carbonfootprint.com or \*\*ITPEnergised . Figures direct from our gas supplier are not available.)

Consumption is considerably reduced on previous years. Reason is not known.

The energy used by the Company is reported at management review meetings and safety/environmental meetings. Where appropriate at these meetings revised targets are set.

**14. Water consumption, use and discharge.**

The water supply is shared by three companies on the site. C.Scope itself has very basic uses for water which include priming the central heating, drinking, hand washing, flushing the wcs. It is not used for any processes although it is noted that Topper International Ltd, who also share the water supply, do utilise water for pressure washing from time to time. It is not possible to gauge how much water Topper use as there is no separate metering.

We do not produce effluent other than in the toilets and kitchen.

Over the years the group consumption has previously been relatively stable with the exception of the year to Mar 2019 year where the consumption is for 15 months and rose by 12.8%. Using a 12 month basis this figure would have been reduced by 9.8%.

	Year to Dec 2017	Year to April 19	Year to April 20	Year to April 21	Year to April 22	Year to April 23	Year to April 24
Water consumed cu m	483m <sup>3</sup>	545m <sup>3*</sup>	500m <sup>3</sup>	503m <sup>3</sup>	179m <sup>3</sup>	389m <sup>3</sup>	498m <sup>3</sup>
Percentage Change	-4.4%	12.8%*	-8.3%	0.6%	NA**	NA**	+28%

\*15 months

\*\* The April 2022 figure includes a correction factor applied by water supplier. The true consumption is thought to be in the range . 400-500m<sup>3</sup>.

No reason is known for the sudden increase. Investigations are continuing.

### 15. Emissions to atmosphere.

The production process involves emissions to air to ensure adequate health and safety for staff via fume extraction. Emissions are from the soldering, polyurethane foaming and resin processes (epoxy and styrene). Where possible these emissions are filtered prior to emission and the cleaning of the filters logged. The use of polyurethane foam and styrene resin have been progressively reduced over recent years.

The ventilation is inspected and monitored annually by an environmental ventilation specialist in accordance with current legislation which specifies 14 month maximum intervals.

All emissions are very low and present insignificant risks to the environment. Vehicle emissions are addressed in the section on transport and logistics below.

### 16. Waste management

The Company produces cardboard, wood, plastics, metals, WEEE and very low levels of hazardous waste. The Maintenance Manager is responsible for waste management.

The Maintenance Manager keeps records of all waste that leaves the site to enable the Company to measure its environmental performance and demonstrate legal compliance. The Company act as the collecting point for all waste produced by the group companies and is registered with the Environmental Agency as a broker/dealer. No waste from outside the group is handled.

We have a range of containers on-site to deal with our waste. These include skips for waste paper and cardboard and bins for recyclable plastic. All of our waste is segregated at source by using the dedicated containers and skips we have on-site.

The waste figures for the complete group of companies are:

	Year to Mar 2018	Year to Mar 2019	Year to Mar 2020	Year to Mar 2021	Year to Mar 2022	Year to Mar 2023	Year to Mar 2024
<b>Non recyclable waste</b>	93 m <sup>3</sup>	77 m <sup>3</sup>	96m <sup>3</sup>	45m <sup>3</sup>	102m <sup>3</sup>	87m <sup>3</sup>	101m <sup>3</sup>
<b>Recyclable card and paper</b>	90 m <sup>3</sup>	120 m <sup>3</sup>	120 m <sup>3</sup>	60m <sup>3</sup>	90m <sup>3</sup>	90m <sup>3</sup>	90m <sup>3</sup>
<b>Recyclable polythene</b>	150 m <sup>3</sup>	144 m <sup>3</sup>	160m <sup>3</sup>	96m <sup>3</sup>	88m <sup>3</sup>	122m <sup>3</sup>	92m <sup>3</sup>
<b>Totals</b>	333m <sup>3</sup>	341m <sup>3</sup>	424m <sup>3</sup>	216m <sup>3</sup>	280m <sup>3</sup>	299m <sup>3</sup>	283m <sup>3</sup>

In 2020 we started using Biffa for non-recyclable waste and the frequency of collections by Biffa is much higher than before. Biffa advise us that our bins are approx. ¾ full so this correction factor is applied for 2020 onwards.

Biffa also report that of the amount we declare as non-recyclable 86% is diverted to non-landfill. At this stage we have no extra information regarding the actual destination of this 86%.

MPL reduced their operations in our area and were replaced by Biffa for recycling polythene during the year ending March 2020. Unfortunately Biffa only accept clear polythene so this has resulted in some coloured polythene (primarily from Topper) being added to the non-recyclable waste and the volume of recyclable polythene is now lower. The majority of C.Scope’s polythene is clear.

## **17. Packaging**

The amount of packaging waste that the Company and the Group currently produces is substantially less than 50 tonnes a year which exempts the Company from the producer responsibility obligations (Packaging & Packaging Waste Regulations). We do however have a policy of reducing unnecessary packaging on delivered equipment and also on received goods. All packaging utilises recycled materials where possible and all packaging is designed to be re-used at least once when sent by typical UK parcel carrier.



## **18. Transport and Logistics**

C.Scope International uses contractors to effect delivery of our products. This is controlled on the basis of cost and service level. All consignments are grouped to save energy and reduce our carbon footprint.

C.Scope International currently does not operate a formal car sharing scheme as most of car driving employees are spread over a large geographical area around Kent which makes intra company car sharing impractical. Staff are, however, encouraged to seek sharing opportunities.

The Company promotes cycling or walking to work for employees that live within range of doing so. Over 50% of Ashford based employees cycle or walk to work. Cycling is growing ever more popular and the Company has added to the on-site cycle shelters.

The Company operates 5 Company cars/vans. Unless there are other overriding factors these are chosen for economy and low carbon dioxide emissions. At present no use profile allows fully electric cars but for one electric hybrid vehicle will be considered at renewal. The company no longer stipulate diesel for all vehicles and petrol may be considered as more environmentally friendly for some applications.

Air travel is undertaken by the Sales and Customer Service staff to see overseas clients in normal circumstances. Such travel is always limited and where possible other forms of communication are preferred. The Company use video conferencing for meetings and briefings with overseas clients if feasible.

In the last year travel on Company business by staff via road has been estimated to contribute 30 tonnes of carbon dioxide to our carbon footprint. This is now back to pre-covid levels.

## **19. Environmental Incidents**

We currently have in place procedures in case of accidents and emergencies. We have spill control measures such as booms, absorbent granules and drip pans. Most of this is within a mobile spill kit sited in our Goods In area. Training has been provided to key staff so that we are able to deal with spills all the time there are employees on site or deliveries/collections being made.

An incident report form has been introduced so correct procedures are followed should an incident occur. These reports are reviewed at Management Review Meetings and/or Safety / Environmental Meetings.

**20. Environmental performance of contractors, subcontractors and suppliers**

At present we require that all contractors, subcontractors and suppliers complete a questionnaire to help us evaluate them as a Company before using their products or services.

We require our waste management companies to be ISO 14001 accredited.

We include ISO 14001 accreditation in the assessment process when choosing suppliers and subcontractors.

**21. Other management or quality standards**

We are accredited to ISO 9001 which has certain environmental obligations.

**22. Landscaping, Aesthetics and Security**

The Company currently believe that our site is kept in a good condition both internally and externally. We operate a regular ground maintenance programme which ensures the site is always kept clean and tidy. The Company has not received any complaints about the condition of the site and no problem areas have been identified.

Since C.Scope International moved into the premises the Company has made investments in improving the appearance of building inside and out for the wellbeing of staff and have adapted its internal layout to best suit the needs of the Company as it has grown.

Our site security is made up of several systems. We currently have a CCTV system in place which is in operation 24 hours a day and records whenever motion is detected. We also have a fence around the site boundary to keep intruders out. Internally we have a maintained ACOP approved burglar alarm. The alarm is monitored continuously.

The site car parking facilities are currently adequate and we do not need to have dedicated parking spaces for clients and visitors.

Site safety is covered by the Company risk assessment system which assesses areas such as the car park. The risk assessments are reviewed with the frequency dependent on the risk.

### **23. Biodiversity**

Our biodiversity policy is stated at the beginning of this review. We aim to be in harmony with nature but recognise that our operations have an impact on biodiversity. These operations will include purchasing, facilities management, production processes, maintenance, and travel.

Our site is 99% built upon, including the prepared surfaces for storage or car parking and is well established. There are grassed border on some boundaries that are maintained for appearance. The site is adjacent to ditches and pasture farmland on one side and other developed industrial land on the others. There are no established trees or flora other than decorative plantings around the buildings. There are established trees on the adjacent farmland some of which overhang our site. Birds nest in these trees otherwise we have not identified any particular conservation requirements. There are no plans for developing buildings or changing their use.

Should our plans incorporate significant changes in use, or building new structures, before any works we will incorporate an assessment of the ecosystem to ensure that biodiversity is maintained as much as possible.

An area we recognise that we need to improve on is to raise awareness of the importance of biodiversity within the Company.

### **24. Other environmental issues (noise, odour, particulates)**

C.Scope International contract MESH consultancy to carry out occasional noise surveys to ensure we are operating within the legal limits. Most of our operations do not emit any noise but we do provide ear defenders in one enclosed workshop where an ultrasonic welder emits at a just audible frequency. This is for operator comfort and is not required for protection.

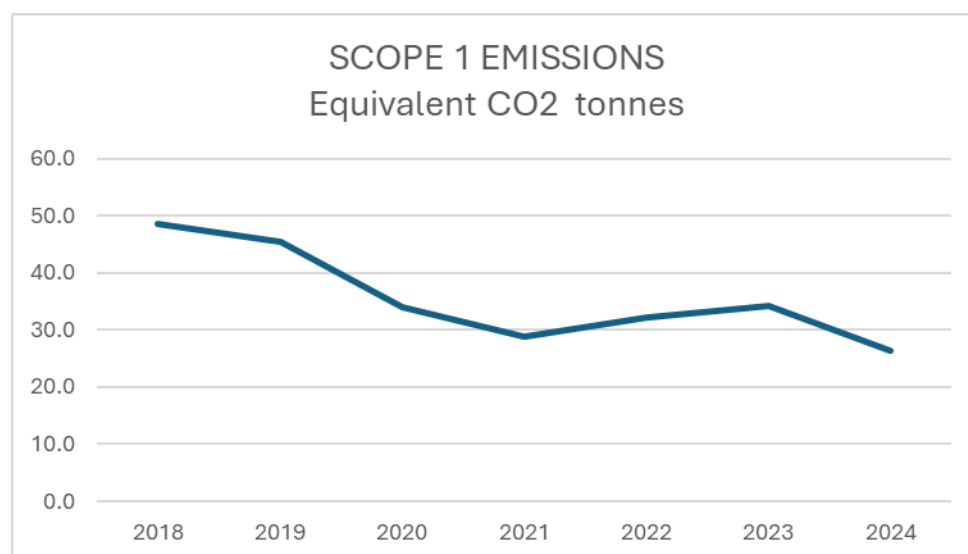
C.Scope International previously contracted PV Surveys to carry out an asbestos survey to identify the type and location of asbestos on site. The main incidence was asbestos in the roof covering and some wall boards. A risk score was assigned and where recommended removal or encapsulation carried out. Monitoring of the condition of the asbestos is also carried out.

A contractor induction procedure is in place so that contractors working in areas that contain asbestos are made aware of this and other safety considerations before they commence work. Inspection of the asbestos is also carried out after work has been completed.

**25. Carbon Footprint**

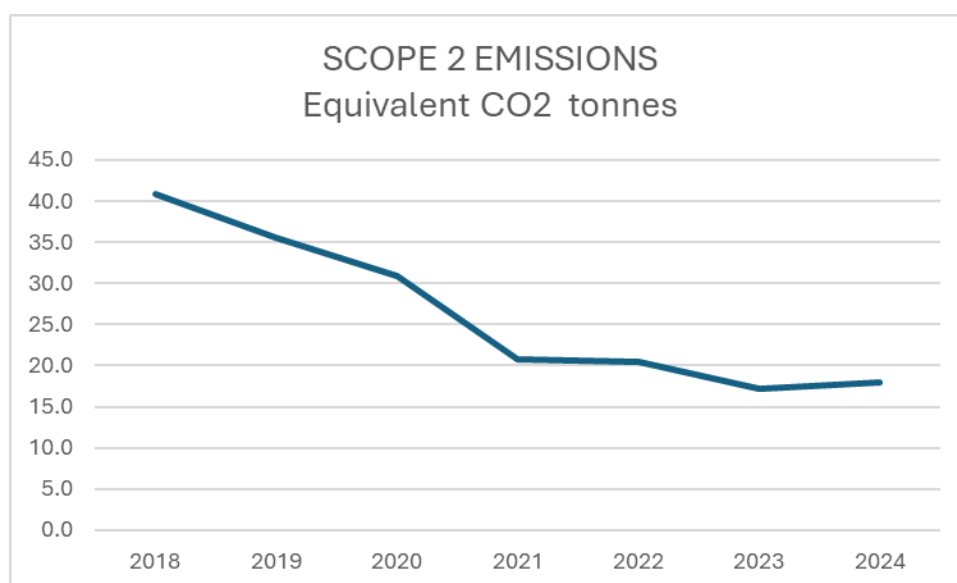
Scope 1 emissions arising from fuel used in company owned vehicles and arising from gas used on site is in the table below:

<b>SCOPE 1 EMISSIONS</b>	<b>Year to Mar 2018</b>	<b>Year to Mar 2019</b>	<b>Year to Mar 2020</b>	<b>Year to Mar 2021</b>	<b>Year to Mar 2022</b>	<b>Year to Mar 2023</b>	<b>Year to Mar 2024</b>
YEAR	2018	2019	2020	2021	2022	2023	2024
Equivalent CO2 tonnes	48.7	45.6	34.1	29.0	32.2	34.1	26.4
Percentage Change	29.0%	-6.3%	-25.3%	-15.0%	11.3%	5.9%	-22.6%



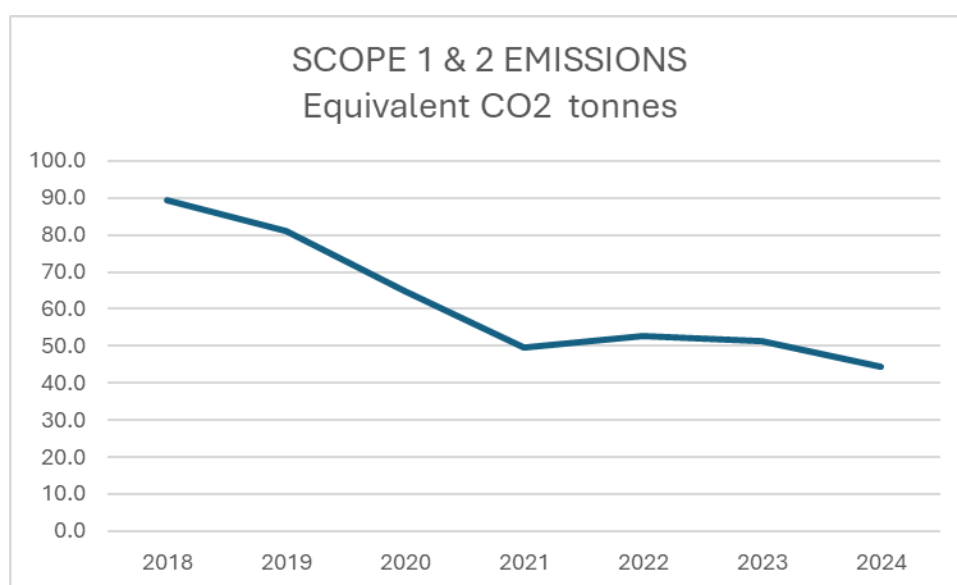
Scope 2 emissions arising from electricity used on-site but generated by a supplier are in the table below:

<b>SCOPE 2 EMISSIONS</b>	<b>Year to Mar 2018</b>	<b>Year to Mar 2019</b>	<b>Year to Mar 2020</b>	<b>Year to Mar 2021</b>	<b>Year to Mar 2022</b>	<b>Year to Mar 2023</b>	<b>Year to Mar 2024</b>
YEAR	2018	2019	2020	2021	2022	2023	2024
Equivalent CO2 tonnes	40.8	35.6	30.9	20.7	20.4	17.2	18.0
Percentage Change		-12.7%	-13.2%	-33.0%	-1.4%	-15.7%	4.5%



Scope 1 and Scope 2 emissions combined are in the table below:

SCOPE 1 AND 2 EMISSIONS	Year to Mar 2018	Year to Mar 2019	Year to Mar 2020	Year to Mar 2021	Year to Mar 2022	Year to Mar 2023	Year to Mar 2024
YEAR	2018	2019	2020	2021	2022	2023	2024
Equivalent CO2 tonnes	89.5	81.2	65.0	49.7	52.6	51.3	44.4
Percentage Change		-9.2%	-20.0%	-23.6%	6.0%	-2.5%	-13.5%



Scope 3 emissions are yet to be assessed.

In our Climate Change Policy, issued in 2018, the Company identified an objective to reduce overall CO<sub>2</sub> emissions by 10% in the period to 2025. At this time the company car travel was over-estimated so we have re-evaluated our emissions using more accurate data to arrive at more accurate scope 1 and scope 2 emissions. We have dropped the use of an estimate of our air travel emissions as these are in scope 3.

In 2018 we believed our carbon dioxide emissions to be 104 tonnes and the scope 1 and scope 2 emissions combined were actually calculated to be 89.5 tonnes. This is the revised baseline figure we are now using to compare our performance reducing our carbon footprint.

The original objective of 10% reduction was achieved quite early on as the graph indicates and for the last four years we seem to have relatively stabilised our scope 1 and 2 emissions at the level of 45-55 tonnes.

Last year we set an objective to improve our scope 1 and 2 emissions to a level below 50 tonnes. This has been achieved, 44.4 tonnes. We are aware that the achievement is dependent upon weather conditions and further reductions in the coming year are not predicted.

We are restricted in what further energy consumption carbon dioxide emissions we can achieve until we renegotiate our contracts with our energy suppliers.

## **26. Complaints**

The Company have a system to deal with complaints regarding any aspect of our environmental and biodiversity performance. The policy is to record all complaints, investigate and act, as necessary, in a timely manner. The investigation should be sufficient to identify the root cause. The corrective action should include an appraisal to identify preventative measures that could prevent recurrence in associated activities.

Complaints will be discussed and recorded at periodic Management Review Meetings.

No complaints have been received to date.

## **27. Improvement objectives and targets**

The target for our carbon footprint for the year ending March 2024 was achieved by a considerable margin of 10%. The target for 2025 is to maintain the level below 45 tonnes.